



**HOBIE HI-BACK MESH** by Stohlquist

This front entry vest was designed just for Hobie Kayaks! The flotation in the back is up high and away from the seatback (less bulk down low). Short length does not "ride up" around your neck when you are sitting. There is a mesh panel across the back. Front zip entry for easy on and off. A zipper keeper to prevent the zipper from slipping down when in use. Large mesh pockets on the front for easy storage and access of small items. Stretchy neoprene adjustable padded shoulders. Ventilated mesh side panels. High waistline cut. Huge arm cutouts and a short waist allow excellent freedom of movement. Adjustable side straps offer enough size variation for many layers underneath or none!

SMD / LXL / XXL (Mango Yellow or Forest Green)

**S6143xxx Mango** (xxx = size) **\$88.99**

**S6144xxx GREEN** (xxx = size) **\$88.99**

(UL - Approved) for use in USA Only

**S6145xxx ULC - Mango** (xxx = SMD / LXL)

(ULC - Approved) for use in Canada Only **\$88.99**

S6143-4-5 Sizes (Chest): SMD 30" - 42"  
LXL 42" - 52" / XXL 30" - 54"



**BACK FLOTATION ABOVE SEAT BACK**



**WOMENS HOBIE HI-BACK** by Stohlquist

Many of the same features as the Hi-Back Mesh, but shaped and contoured specifically to fit Women. Foam layering inside the vest is countoured for a better fit. XSS - MLG - PS

**S6146xx POWDER BLUE** (xx = size) **\$88.99**

**S6147xx MANGO** (xx = size) **\$88.99**

S6146 Sizes (Chest): XS/S 30" - 36"  
M/L 36" - 42" / Plus Size 40" - 46"

**HOBIE SHORT-PROFILE VEST** by Stohlquist

This side entry design has set the standard for streamlined pfd fit. Cool mesh side panels and reflective accents. Stretchy neoprene adjustable padded shoulders. Roomy mesh pocket with "D" ring for keys. Ventilated mesh side panels. High waistline cut. Huge arm cutouts and a short waist allow excellent freedom of movement. Extra short length does not "ride up" around your neck when you are sitting. Adjustable side straps offer enough size variation for many layers underneath or none!

SM / MD / LG / XL / XXL (UL - Approved) for use in USA Only

**S6142xx** (xx = size) **\$88.99**



S6142 Sizes (Chest): Small 32" - 36" / Medium 36" - 40"  
Large 40" - 44" / XLarge 44" - 48" / XXLarge 48" - 52"



**STEARNS' CHILD/YOUTH VESTS**

Our children's life vests meet the same functional requirements as those for adults. We've selected the, easier to put on, three clip model. These are easy to adjust for different size crews. (Vest colors vary)

**SBV3120YEL** 30 to 50 lbs **\$24.95**

**SBV3122YEL** 50 to 90 lbs **\$24.95**

**HOBIE HI-BACK FISHERMAN** by Stohlquist

Ready and loaded, this new fishing and hunting vest is the ideal PFD for the sit-on-top kayaker, providing comfort and water safety with all the necessities, close at hand. Put to work, while you play, the FISHERMAN provides excellent cockpit management with places for the little things like pliers and extra tackle. The EVA front pockets fold down to provide a work station and are sized to fit small tackle boxes. The FISHERMAN'S outer platform provides mounting locations for tippets, retractors, nippers, leader-line, hemastats, and pliers. Choose between low-vis Cactus color or hi-vis Mango with 3M reflective strip. Safety, comfort, storage and utility make this the ultimate vest for fishing or hunting.



The Drawbridge...dual front-mounted tool pouch pockets have protective EVA stiffened outer shells to protect pocket contents when re-boarding the kayak from "over the rim".

- EVA inner platform - is a fold-down work surface.
- Velour (hook & loop style) -inner lining attachment surface.
- Sized to fit small plastic lure boxes.
- Inside accessory pockets and stowage for tools.

Outer Platform...like an angling vest, the FISHERMAN vest has mounting locations for tippets, retractor(s), nippers, leader-line, hemastats, and pliers.

**FEATURES:**

- Choose low-vis Cactus color or hi-vis Mango with 3M reflective.
- Open sides for ventilation.
- Neoprene padded shoulders and lower back waistband.
- 1-1/2" webbing belt with dual side adjustments.
- Multiple pockets, all with drainage.
- High-back flotation rides above back rest.
- Adjustable 1-1/2" webbing shoulder and side adjustments.
- Cinch harness adjustment for zero ride-up.
- New PVC-free Gaia foam.

SMD / LXL / XXL (Cactus / Mango)

**\$6149xxx Hi Back Fisherman Cactus** (xxx = size) **\$124.99**

**\$6148xxx Hi Back Fisherman Mango** (xxx = size) **\$124.99**

(UL - Approved) for use in USA Only



**SAFETY TIP!**

**LIFE VESTS** Get a good, comfortable life vest and WEAR IT! A life vest does you little good stored on your boat, especially if you get tossed into the water and away from your boat. Accidents happen and by their nature, they happen when you are not prepared. A life vest can keep you afloat until you can rescue yourself or you can be rescued by others. In the worst cases when injuries or cold water are involved, your life vest can make all the difference! Be sure everyone onboard your boat wears a life vest too! Pass the word! Federal law now requires that all persons below the age of 13 must wear a life jacket while aboard a boat.



- **Buoyancy:** 26 Pounds
- **Inflator Type:** Halkey Roberts 3F
- **Primary Inflation:** MANUAL
- **Auxiliary Inflation:** Oral
- **Size and U.S.C.G. Wearer Requirements**
- **Adult Universal:** For persons 16 years or older, weighing more than 80 lbs., with chest size of 30 - 52 inches
- **U.S.C.G. Approval Type:** U.S.C.G. Type III
- **Durable Ripstop Nylon Front Shell**
- **Waist Belt Width:** 1"
- **Zippered External Pocket**

**NOTE:**  
**AIR SHIPPING RESTRICTIONS**  
CO2 / DANGEROUS GOODS



**INFLATABLE BELT PACK PFD**

Extremely lightweight and comfortable belt carried PFD design is cooler and more comfortable than typical PFDs. Functional design for multiple types of water sports from fishing, kayaking, sailing to stand up paddling (SUP). Belt pack style stays out of the way till you inflate and put the bladder on over your neck. Adjustable waist. Buoyancy: 26 Pounds. USCG Approved Type III PFD, approved for use by persons 80 lbs and 16 years of age or older. Size: Universal Adult Size. Durable ripstop nylon pack. 2" wide, adjustable, nylon waist belt. Includes (1) CO2 Cylinder and instructions.

**\$6780RG RED/GRAY \$112.99**

**HOBIE INFLATABLE PFD**

Light weight and comfortable. Ready when you need it, manual CO2 inflation or buy mouth inflator allows for swimming, wading and intentional immersion.

Available in Red/Grey or Tan/Grey.

**\$6779RG RED / GREY \$123.99**

**\$6779TG TAN / GREY \$123.99**

**\$6779R PFD INFLATABLE REARM KIT**

**\$20.99**

FULL "AUTO" HARNESS



**FULL "AUTO" HARNESS**

For those looking for added back support and comfort while on the trapeze. Great for spending lots of time on the wire. New spreader ratcheting feature allows easy adjustment of harness around hips as well as quick release feature to get out of harness quickly. Crotchless design with neoprene leg straps, adjustable lumbar support, neoprene covers over side buckles, and reinforced patch on the seat. Comes with 10" stainless spreader bar that can only be used with this harness. Colors may vary.

**1376xx** Full "Auto" Harness **\$175.00**  
 (xx = size) (SM,MD,LG,XL)



**SPREADER HOOK 10"**

Wide black painted, stainless steel hook spreads the load on the waist straps of any harness. Use to update older harnesses for better comfort.

**13825** **\$30.00**



SKIPPERS HARNESS



**SKIPPERS HARNESS**

The harness for both racers and recreational sailors where comfort and mobility on the trampoline are most important. For the sailor who spends less time on the trapeze or prefers to "sit up" rather than lean out more. Unique leg strap design combining neoprene and webbing to eliminate chafe. Neoprene covers over side buckles and a 10" stainless spreader bar. Reinforced seat. Colors may vary.

**1388xx** SKIPPERS Harness **\$97.75**  
 (xx = size) (SM, MD, LG, XL)

**CONVERTIBLE HARNESS**

"Converts" easily from a half harness to full harness with the addition of shoulder straps (included). The all around harness for both racers and recreational sailors where comfort, support and mobility are key. For the recreational sailor the half harness has enough back support to keep you comfortable on the tramp or the trap. For the racer, just add the shoulder straps for those long days out on the trapeze where extra back support is needed. Extra stiff back support, padded leg straps/shoulder straps, neoprene covers over buckles and a 10" stainless spreader bar. It all adds up to keeping you comfortable and having fun on the water. Shoulder straps included with harness. Colors may vary.

**1378xx** Convertible Harness **\$154.50**  
 (xx = size) SM [Small/Medium], LG, XL)



CONVERTIBLE HARNESS



**COATED TRAP WIRE SETS**

Highest quality aircraft stainless wire coated with UV tolerant black or white vinyl coating for all of our wire products. Molded nylon handles are installed at the right place for easy in and out maneuvering. Also available in kits which include the trapeze shock cord.


<b>1471W</b>	H16,17,SPORT Pair-White	<b>\$52.99</b>
<b>1472W</b>	Above w/ Shockcord (16 only)	<b>\$63.99</b>
<b>1471B</b>	H16,17,SPORT Pair-Black	<b>\$52.99</b>
<b>1472B</b>	Above w/Shockcord (16 only)	<b>\$63.99</b>
<b>1473W</b>	H18 Pr (1 side)-White	<b>\$55.99</b>
<b>1474W</b>	Above w/Shockcords	<b>\$71.99</b>
<b>1473B</b>	H18 Pair (1 side)-Black	<b>\$55.99</b>
<b>1474B</b>	Above w/Shockcords	<b>\$71.99</b>
<b>1475B</b>	H14 Pair-Black	<b>\$47.99</b>
<b>1476B</b>	Above w/Shockcord	<b>\$55.99</b>
<b>1478B</b>	Getaway Pair-Black	<b>\$63.99</b>



**WAVE / GETAWAY TRAPEZE KITS**

Add a trapeze system to your Hobie Wave or Getaway. Complete with wires (pr), return bungee system, lines, blocks, locks and dog bones. Just add a trapeze harness and you are flying! Wave kit includes adjustment lins with internal shockcords and hull attachment hardware.

<b>38140001</b>	WAVE TRAPEZE KIT	<b>\$103.00</b>
<b>37140001</b>	GETAWAY TRAPEZE KIT	<b>\$88.50</b>



**MOLDED TRAPEZE HANDLE**

Strong and comfortable molded grips are contoured to fit the hand. Wire guide shank keeps wire from cutting between the fingers. This is the "standard" handle on all wires.

**2011** Each **\$3.90**



**REPLACEABLE TRAPEZE HANDLE**

This simple, rubber padded, all aluminum handle can be installed on any 3/32" wire without disconnecting anything. Just screw the 2 halves together and it's ready to use.

**2010** Each **\$22.29**



**J & H HANDLES**

Open design combination dogbone/trapeze handle makes getting hooked and unhooked very simple. Choose a different color for the skipper and crew for easy identification.

<b>2004BLK</b>	Pair-Black	<b>\$31.99</b>
<b>2004WHT</b>	Pair-White	<b>\$31.99</b>



**A DELUXE ADJUSTABLE TRAPEZE RIG**

The original trap rig. Adjust your position while you are out on the wire. V-Jam pulley system allows you to compensate for that puff or lull in the wind without coming in off the wire. Comes complete with all blocks, ropes, and swivels needed for one pair.

**1203** w/o Dogbones **\$92.99**

**B STANDARD ADJUSTABLE TRAPEZE RIG**

The standard kit includes blocks with removable sheaves, rope, rope locks and stop washers. Can be purchased with #2002 dogbones or without dogbones (for possible use with J&H Handles.)

<b>3101</b>	w/Dogbones	<b>\$32.89</b>
<b>3102</b>	w/o Dogbones	<b>\$19.00</b>



**DOUBLE ADJUSTABLE TRAPEZE**

Adjust the level of the entire system, ring and handle. Always have the trapeze "T" handle at the proper comfortable to reach level. Crew can move fore and aft to extremes and maintain efficient and comfortable trapezeing level. Bungee gives constant upwards pull on trapeze ring to ensure that you stay hooked up. Stock trapeze wire must be shortened by approx. 8". Order trapeze rings and bungee separately.

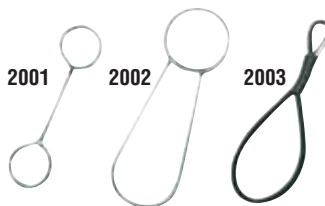
**1204** Kit **\$145.00**



**HARKEN MICRO FIDDLE BLOCK**

Superior quality Micro Fiddle Block with V-Jam cleat from Harken. For use with 7/32" to 5/16" (5mm-8mm) line to make adjustable trapeze system.

**H244** Each **\$31.60**



**TRAPEZE DOGBONES**

These dogbones feature high grade 316 stainless steel with welded construction for superior strength.

<b>2001</b>	Standard	<b>\$8.99</b>
<b>2002</b>	Keyhole Shape	<b>\$10.19</b>
<b>2003</b>	Flexible Dogbone	<b>\$16.49</b>

**RAIL RUG**

Provides excellent footing when out on the trapeze. Kit includes a high quality grade of carpeting which absorbs less water, keeping weight down and reducing mildew. Also included in each kit; industrial grade contact cement (much better than the hardware store variety), brush and easy to follow instructions. For all catamarans.

- 1671BLK H14/H16-Black \$36.99
- 16703 Contact Cement-Pt \$9.95



**NEOPRENE RAIL KITS**

Provides excellent footing while out on the trapeze and cushions the non-skid areas. Eliminates abrasion on your skin or clothing because it sheds sand. Zero water retention. Made out of 1/8" thick knobby black neoprene. Kit includes industrial grade contact cement, brush, and instructions for easy installation on any boat. Race strips are for hull decks rear of trampoline frame. H16 kits are full wrap around as used in Worlds boats.



- 16706 H14 / H16 Kit \$55.99
  - 16707 Race Strips-Pair \$6.39
  - 16708 H18 Kit \$58.99
- (H18 Die Cut - Shown Above)

**TECH TIP!**

**TRAPEZING**

While sitting on the edge of the boat, attach the trapeze dogbone to the trapeze hook on your harness. Grab onto the trapeze wire's handle with your forward hand. Place your other hand on the hull behind you. Using your hands for balance ease yourself off the side of the boat and place your forward foot on the rail. Push yourself away from the boat with your rear hand and forward foot till you can place the rear foot on the rail. Stand on the rail of the boat with your weight on the trapeze wire. Keep your forward leg more ridged and aft leg slightly bent. This position will help keep you from falling forward.

While learning to trapeze, beginners should set their trapeze height just at the rail level or slightly above. This will make it easier to get in and out. Keep your legs spread several feet apart for balance. As you get used to the feel of trapezing you can begin to lower your trapeze height and move your legs closer together. Once you become an expert on the trap wire, your proper body position should be parallel to the deck with your feet right next to each other.



**FOOT STRAPS / CARRYING HANDLES**

Stop that unexpected "JOURNEY TO THE BOW." Add foot straps for the skipper and crew for security on those screaming reaches. Also, just right for lifting the boat instead of dragging it up the beach.

- 1241 Pair \$9.49



**REMOVABLE SHEAVE TRAP RIG BLOCK**

This is the block we include in our basic trap rig kits. No need to cut wires to install this block. Simply remove the clevis pin that acts as the sheave axle, slide the sheave out of the frame, place the frame through the trap wire thimble and reinstall the sheave.

- 3103 Each \$8.19



**TRAP STAY**

An easy answer to wandering wires and "who's whose" confusion on the Hobie 16. Mount these little keepers under the side rails and drop the shockcord in. Works great to keep everything in its place.

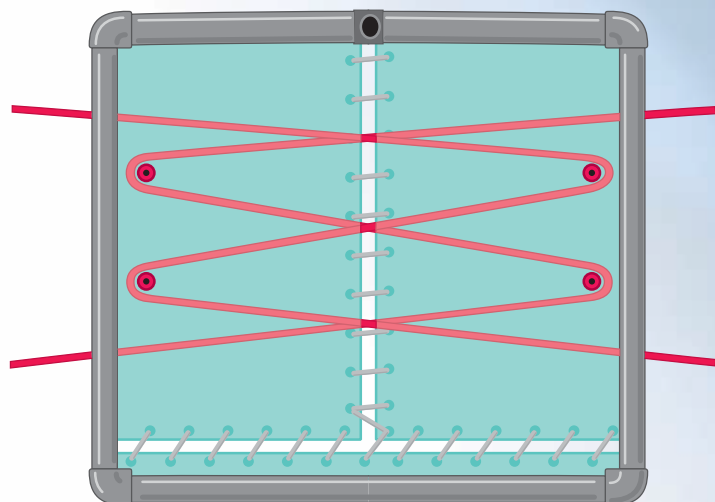
- 176 Pair \$8.29



**ROPE LOCK**

Use on trapeze rope to make your trapeze system adjustable.

- 61530000 Each \$2.50



**TRAPEZE RIG RETURN SYSTEM**

Custom system with double-length shockcord reduces the unpleasant forward pull when you're trapped out off the stern on a reach. It also prevents breakage of the shockcord when you stuff a lee bow and the crew takes a spin around the forestay. All required hardware is included.

- 14709 H16 Kit \$32.39