



JIB TRAVELER CARS

For the integrated track crossbar on the Hobie 16! Standard equipment as of late 2005. This jib traveler is constructed of Zytel. Zytel is made of glass reinforced nylon which results in a very strong material. This resists fatigue and impact failure. Brass traveler bearings for easier movement under load. Includes holes for anchoring traveler and traveler return lines.

25232201 Port **\$110.00**

25232211 Stbd **\$110.00**

See H16 parts diagrams for replacement parts.



TRENTEC JIB TRAVELER CAR

Provides the super low profile needed with raked back masts. Slides in track easily. Can be used with bullet block shackled to sheet rope lead eye to reduce friction to a minimum. Requires traveler car trim system and sheet rope cam or lance cleat.

1552 H16 Pair for Original SS Track **\$17.85**

1553 Jib Cars for Integrated Track **\$17.85**



LO-PROFILE JIB BLOCK

For the Hobie 16 original SS Tracks. It is a basic swivel cam cleat with roller fairlead and Harken aluminum jaw cammatic, mounted on a stainless steel slide. It self aligns with the angle from which the sheet rope is being held for ease of cleating no matter where the crew is positioned. It's one piece, easy to install, light weight, low profile, interchangeable with left or right side and self aimed at the windward side of the boat.

1075 W/Cammatic **\$85.99**

1076 W/O Cammatic **\$64.69**



ROLLER FAIRLEAD KIT

Simple to install kit converts cleat arrangements that use "bullseye" fairleads to roller fairleads, reducing friction and line chafing. With all hardware. A screwdriver is the only tool needed. Accepts up to 1/2" line.

50012 Kit **\$12.69**

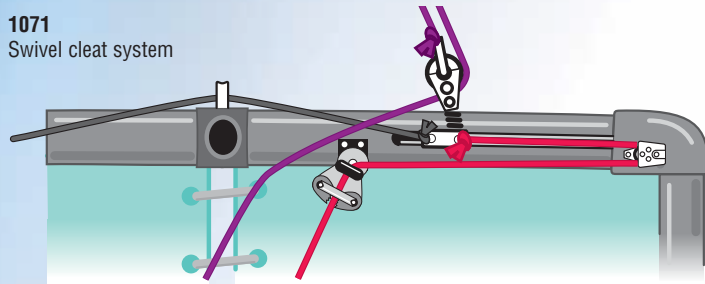


HOBIE CLUB WAVE MAIN TRAVELER KIT

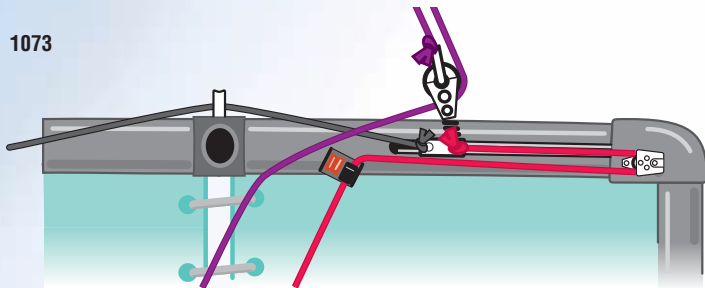
Upgrade any Wave Club model to have a main traveler system. The addition of a main sail traveler will offer better sail control in higher winds and down wind sailing angles. Helps to limit heeling in higher winds while optimizing speed potential. Also reduces loads on the bows, therefore reducing the amount of dive or pitch pole potential. Go faster with better control! Kit includes deep profile traveler track, rivets, #111 brass wheel traveler car, swivel cleat, mount and instructions.

39250000 Club Wave Main Traveler kit **\$237.00**

1071
Swivel cleat system



1073



JIB TRAVELER TRIM KITS

These traveler adjustment systems can be used while out on the trapeze. They work with all of the jib cars available. They can both be set up to self return the cars inboard or outboard. Color coded trim lines and all hardware are included. The 1071 kit with swivel cam cleats allow cleating and uncleating from any position on the boat. Lance cleats in the 1073 kit limit the location from which trim lines can be cleated.

1071 Kit w/Swivel Cam Cleats **\$156.00**

1073 Kit w/Lance Cleats **\$130.00**



LANCE CLEATS

The lance cleat utilizes a single rugged aluminum alloy cam mounted vertically in a black molded frame. Just slide the rope sideways and it runs freely in the fairlead, which has a colored roller incorporated in the top for easier sheeting and identification. Ideal for use in confined spaces. For use with 1/4" line. The base size is 1/16" x 15/16". Height is 7/8".

R359S Stbd **\$15.99**

R359P Port **\$15.99**



SWIVEL CAM CLEATS

Swivel cam cleats feature the Harken Cammatic Cleat. The Cammatic is matched with either the standard bullseye fairlead or the Roller Fairlead. The bullseye fairlead is available with either the plastic jaw Cammatic H365 or the aluminum H150. The roller fairlead is matched with the aluminum jaw H150 Cammatic only.

50007 Eye w/ H365 **\$56.39**

50009 Eye w/ H150 **\$62.59**

50013 Rollers w/H150 **\$75.99**

B323 Dead eye only **\$5.60**



ACCESSORY MOUNTING PLATE

Universal mounting plate for swivel cam cleats, compasses, drink holders, etc. High strength black Delrin® construction that is ultraviolet tolerant.

1161 w/o Hardware **\$5.99**

1162 w/Hardware **\$9.89**



SWIVEL CAM CLEAT

50017 Each **\$67.50**



HARKEN WEDGES

Fairleads and eyestraps designed specifically for each Cammatic model, the wedges put the Cammatic on a 15 degree angle for ease of cleating or releasing. The fairleads are molded into a replacement base for each Cam-matic. The eyestraps are designed to be held in place over the cams by the mounting screws.

WEDGE KITS

H145 (H150 & H365) **\$5.50**
H297 (H423) **\$4.35**

WIRE FAIRLEADS

H298 (H150 & H365) **\$8.95**
H284 (H423) **\$5.50**

EYESTRAPS

H137 (H150 & H365) **\$2.55**
H201 Low (H150 & H365) **\$1.85**
H281 (H423) **\$1.45**



HARKEN CAMMATIC CLEAT

Rounded jaws assure quick cleating/release action and smoother teeth mean longer life for your sheets. Hardkote teflon impregnated die-cast aluminum cams and base with three rows of ball bearings provide a long lasting investment. Use with #50010 Adapter Plate for most change overs.

H150 Cleat Alum Jaw
 1/8" to 1/2" line **\$35.25**
H365 Carbon Matrix Jaw
 1/8" to 5/16" line **\$27.80**
H471 Micro Cleat, Carbo Jaw
 1/8" to 1/4" line **\$25.35**

TECH TIP!

BOAT CHECK LIST

There are a number of items to check on your boat. Do this on a regular basis and before sailing for the first time each season. Here are a few of the basics...

STANDING RIGGING (wires)

Check for broken strands. Inspect and slightly bend at all fittings to find broken strands (replace if needed). Check all clevis pins and keepers.

HARDWARE

Check for bent or damaged shackles and other components.

LINES

Check for wear.

HULLS

Check for leaks and possible structural problems. Delamination of the hull structure could lead to major failure.

MAST

Check mast and all aluminum spars for corrosion and other damage. Corrosion can cause structural failure.

RUDDERS

Check the cam lock-down system. This should be free of dirt and sand. Grease regularly to allow free rotation motion.

DRAIN PLUGS!

Need we say more.



ADAPTER PLATE

Universal mounting plate that allows you to add the Cammatic Cleat to nearly any cleating system now in use. Includes mounting hardware.

50010 Kit **\$8.79**

HARKEN 2 1/4" BLOCK LOW PROFILE 6:1

Successful racers have gone to super low profile systems on Hobie 16's (6:1) and 18's (7:1). This allows the sailors to achieve more mast rake for better pointing ability and reduced pitch pole tendency. They are using the Harken 2 1/4" ratchet block and boom blocks with 3/8" line. The lower block is customized to allow the post to enter the traveler car hinge plate on the Hobie 16. To convert to 7:1, H18 sailors add a mini-block to the eye that's normally used to tie off to and then tie the line off on an empty boom bail.

New Hobie 16s come with H194

Lower ratchet and H2640 Carbo upper.

H2640* Upr 40mm Carbo **\$103.55**

H153* Upr 2.25" Block **\$151.10**

H194* Lwr 2.25" Block **\$217.75**

*use 3/8" sheet rope for smooth flow of line through blocks.

H125 Mini Block (to 7:1) **\$24.85**

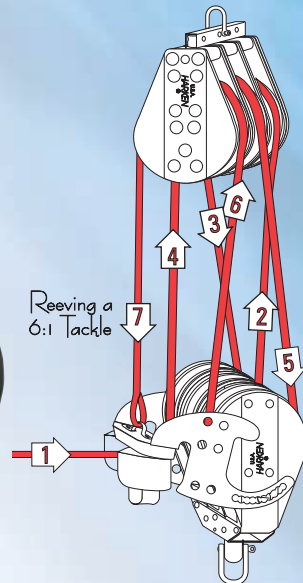
Note: add 8' to sheet rope length when converting to 7:1 system.



H2640



H194



Traveler Tamer I



Traveler Tamer II

TRAVELER TAMER™

Travel Tamer™ I replaces the plastic sheaves on the Tracker traveler car with larger, ball bearing rollers to reduce friction. Traveler Tamer II replaces the "bullseye" or roller "fairlead" on the swivel cam cleat with a new swivel cam cleat base with roller bearings installed. Use your old Harken Cammatic or order separately.

50014 Tamer I **\$18.79**

50015 Tamer II **\$43.89**



SAIL TRIMMING